



Under the Home

*Third Grade Art History
Coloring Book*

Learn from the Masters

TABLE OF CONTENTS

LESSON 1: LANDSCAPE – "VIEW OF LAERDALSYRI" BY THEMISTOKLES VON ECKENBRECHER	4
LESSON 2: LANDSCAPE - "THE HARVESTERS" BY PIETER BRUEGHEL THE ELDER	6
LESSON 3: LANDSCAPE - "RAIN IN AN OAK FOREST" BY IVAN SHISHKIN	7
LESSON 4: LANDSCAPE - "CHARON CROSSING THE STYX" BY JOACHIM PATINIR	8
LESSON 5: CITYSCAPE – "NEW YORK" BY GEORGE BELLOWES	10
LESSON 6: CITYSCAPE – "VIEW OF DELFT" BY JOHANNES VERMEER	12
LESSON 7: CITYSCAPE – "PARIS THROUGH THE WINDOW" BY MARC CHAGALL	14
LESSON 8: CITYSCAPE – "NIGHT VIEW OF SARUWAKA-MACHI" BY UTAGAWA HIROSHIGE.....	17
LESSON 9: SEASCAPE – "MOONLIT SEASCAPE WITH SHIPWRECK" BY IVAN AIVAZOVSKY	20
LESSON 10: SEASCAPE – "THE WAVE" BY PIERRE-AUGUSTE RENOIR	22
LESSON 11: SEASCAPE – "GARDEN AT SAINTE-ADRESSE" BY CLAUDE MONET	24
LESSON 12: SEASCAPE – "THE GULF STREAM" BY WINSLOW HOMER.....	26
LESSON 13: STILL LIFE – "SUNFLOWERS" BY VINCENT VAN GOGH	29
LESSON 14: STILL LIFE – "THE BASKET OF APPLES" BY PAUL CÉZANNE	31
LESSON 15: STILL LIFE – "MUSIC AND GOOD LUCK" BY WILLIAM MICHAEL HARNETT	33
LESSON 16: STILL LIFE – "VANITAS STILL LIFE WITH SELF-PORTRAIT" BY PIETER CLAESZ	35
LESSON 17: PORTRAIT – "MONA LISA" BY LEONARDO DA VINCI	37
LESSON 18: PORTRAIT – "GIRL WITH A PEARL EARRING" BY JOHANNES VERMEER	39
LESSON 19: PORTRAIT – "WHISTLER'S MOTHER" BY JAMES MCNEILL WHISTLER.....	41
LESSON 20: PORTRAIT – "SELF-PORTRAIT WITH BANDAGED EAR" BY VINCENT VAN GOGH	43
LESSON 21: HISTORY – "THE DESTRUCTION OF TEA AT BOSTON HARBOR" BY NATHANIEL CURRIER.....	45
LESSON 22: HISTORY – "BATTLE OF BUNKER HILL" BY E. PERCY MORGAN.....	47
LESSON 23: HISTORY – "AMERICAN COMMISSIONERS ..." BY BENJAMIN WEST.....	48
LESSON 24: HISTORY – "SIGNING OF THE CONSTITUTION" (PORTION) BY HOWARD CHANDLER CHRISTY	49
LESSON 25: SPACE ART – "VIKING ORBITER" BY DONALD DAVIS	51
LESSON 26: SPACE ART – "BIG IMPACT" BY DONALD DAVIS	53
LESSON 27: SPACE ART – "FALLBACK DISK AROUND PULSAR 4U 0142+61" BY R. HURT.....	54
LESSON 28: SPACE ART – "ASTRONOMERS STUDYING AN ECLIPSE" BY ANTOINE CARON.....	55
LESSON 29: GENRE ART – "THE IDLE SERVANT" BY NICOLAES MAES.....	57
LESSON 30: GENRE ART – "COUNTRY WEDDING" BY JOHN LEWIS KRIMMEL.....	58
LESSON 31: GENRE ART – "WINTER SCENE ON A CANAL" BY HENDRICK AVERCAMP	59
LESSON 32: GENRE ART – "THE DANCING COUPLE" BY JAN STEEN	60

UNDER THE HOME THIRD GRADE ART HISTORY COLORING BOOK

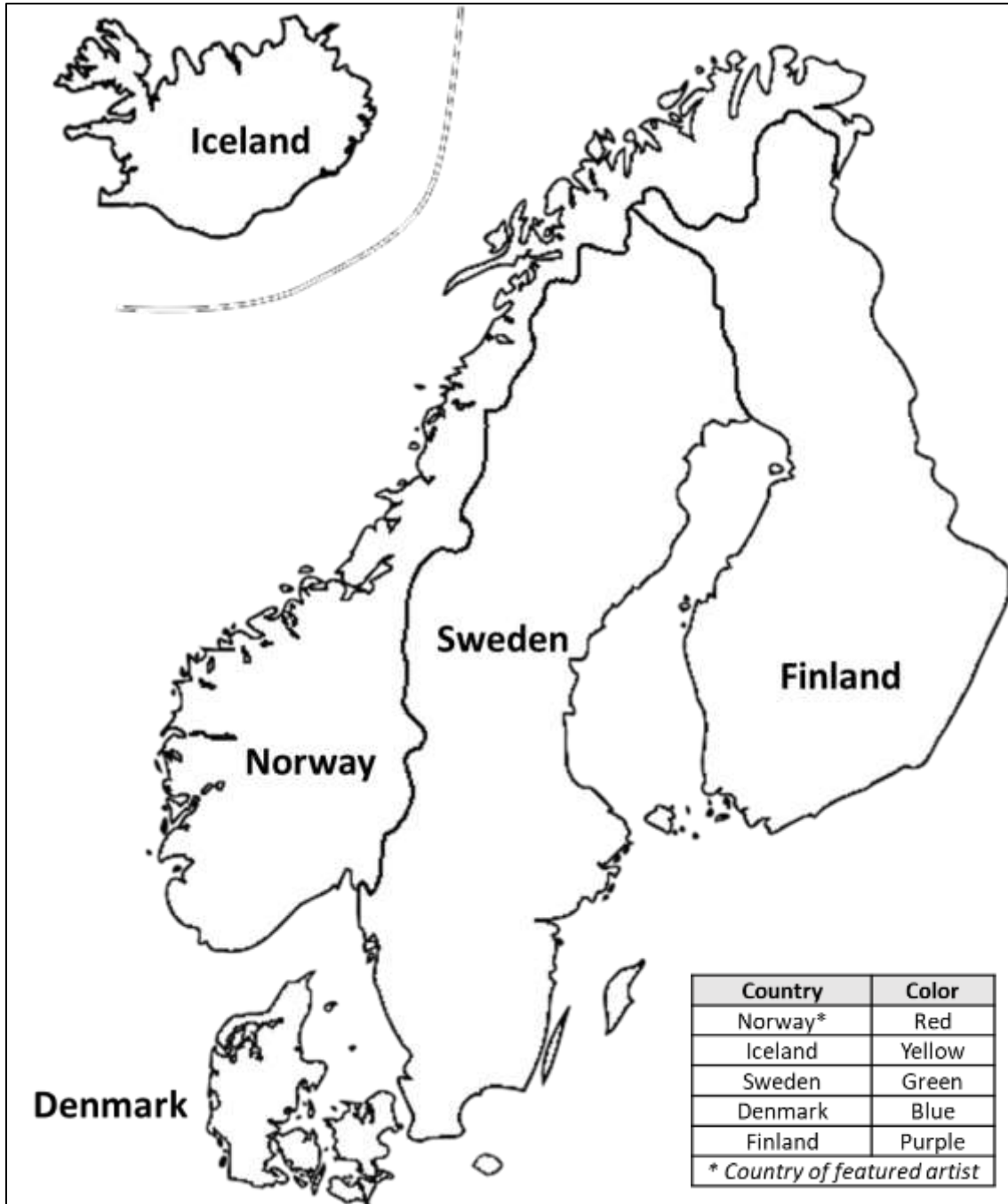
LESSON 33: WILDLIFE – "THE LITTLE MONKEY" BY FRANZ MARC.....62
LESSON 34: WILDLIFE – "EXOTIC LANDSCAPE" BY HENRI ROSSEAU64
LESSON 35: WILDLIFE – "THE MONARCH OF THE GLEN" BY SIR EDWIN LANDSEER65
LESSON 36: WILDLIFE – "SURPRISED" BY HENRI ROUSSEAU67

Lesson 1: Landscape – "View of Laerdalsøyri" by Themistokles von Eckenbrecher

Name: _____

Date: _____

Directions: Color the countries on the map of Scandinavia per the table.



UNDER THE HOME THIRD GRADE ART HISTORY COLORING BOOK

Name: _____

Date: _____

Directions: Color the portion of the featured landscape.




Lesson 2: Landscape - "The Harvesters" by Pieter Brueghel the Elder

Name: _____

Date: _____

Directions: Color the featured landscape.



Lesson 3: Landscape - "Rain in an Oak Forest" by Ivan Shishkin

Name: _____

Date: _____

Directions: Color the portion of the featured landscape.




Lesson 4: Landscape - "Charon Crossing the Styx" by Joachim Patinir

Name: _____

Date: _____

Directions: Color the portion of the featured landscape.




UNDER THE HOME THIRD GRADE ART HISTORY COLORING BOOK

Name: _____

Date: _____

Directions: Create your own landscape, featuring sweeping plains, majestic mountains, green valleys, towering forests, and/or rushing rivers.

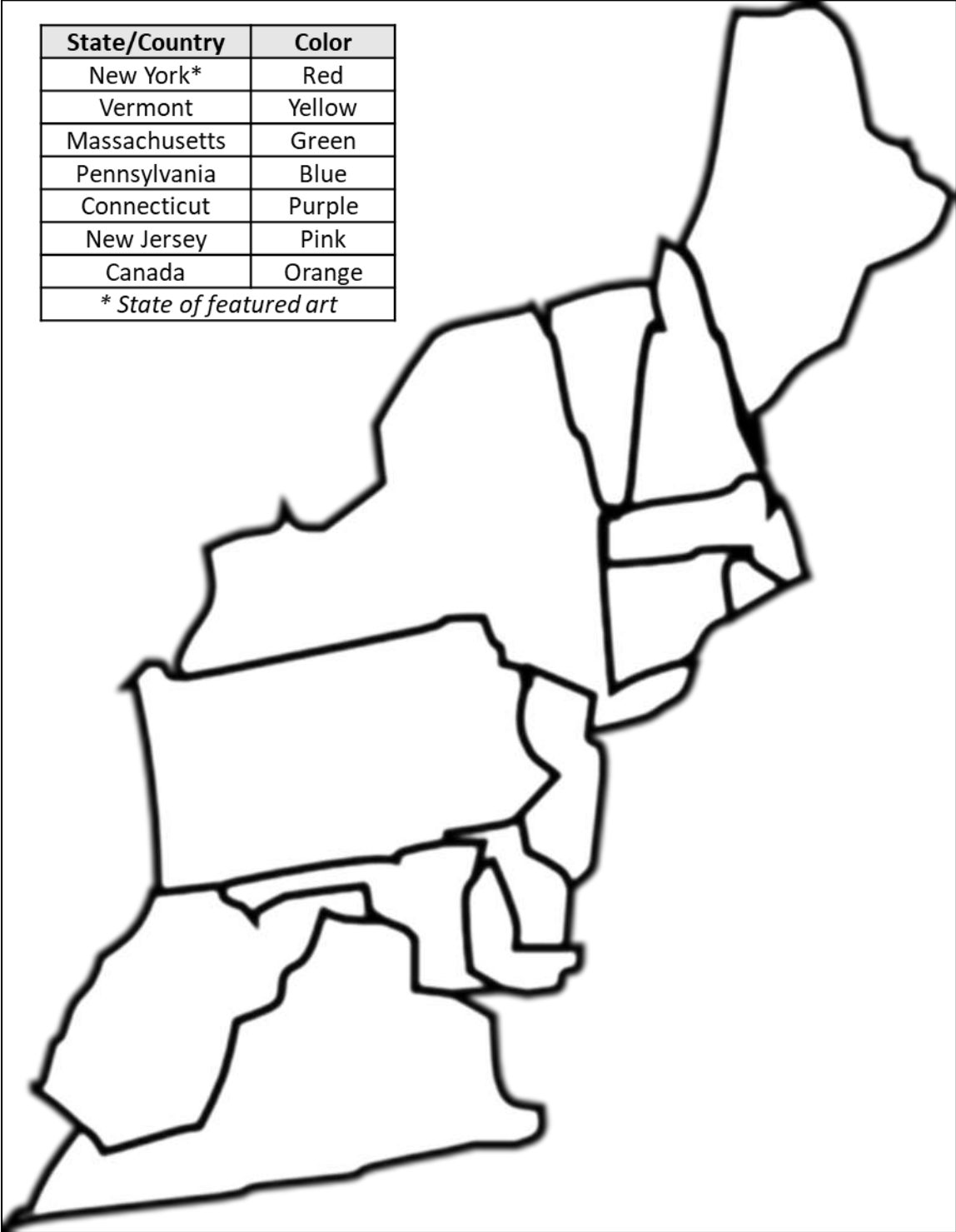


Lesson 5: Cityscape – "New York" by George Bellows

Name: _____ Date: _____

Directions: Color and label the states as indicated. Mark and label New York City.

State/Country	Color
New York*	Red
Vermont	Yellow
Massachusetts	Green
Pennsylvania	Blue
Connecticut	Purple
New Jersey	Pink
Canada	Orange
<i>* State of featured art</i>	




The image shows a large outline map of the Northeastern United States and parts of Canada, intended for coloring. The map includes the states of Vermont, New Hampshire, Maine, Massachusetts, Connecticut, New York, Pennsylvania, New Jersey, and Delaware. The outline of Canada is also shown to the north and west of the United States. The map is positioned to the right of the color key table.

UNDER THE HOME THIRD GRADE ART HISTORY COLORING BOOK

Name: _____

Date: _____

Directions: Color the featured cityscape.



Lesson 6: Cityscape – "View of Delft" by Johannes Vermeer

Name: _____

Date: _____

Directions: Color the Netherlands on the map of Europe.



UNDER THE HOME THIRD GRADE ART HISTORY COLORING BOOK

Name: _____

Date: _____

Directions: Color the featured cityscape.



Lesson 7: Cityscape – "Paris Through the Window" by Marc Chagall

Name: _____

Date: _____

Directions: Color the country of France. Mark and label the city of Paris.



UNDER THE HOME THIRD GRADE ART HISTORY COLORING BOOK

Name: _____

Date: _____


Directions: Color the featured surreal cityscape of Paris, France.



UNDER THE HOME THIRD GRADE ART HISTORY COLORING BOOK

Name: _____ Date: _____

Directions: Create your own surreal artwork. Perhaps base your artwork on a dream you had in which something impossible happened.



Lesson 8: Cityscape – "Night View of Saruwaka-machi" by Utagawa Hiroshige

Name: _____

Date: _____


Directions: Color the country of Japan on the world map.



Name: _____

Date: _____

Directions: Color the featured cityscape.




UNDER THE HOME THIRD GRADE ART HISTORY COLORING BOOK

Name: _____

Date: _____

Directions: Create your own cityscape.

- Beforehand, discuss whether you plan to create a bird's eye view, a panoramic view, a street-level view, or a window-level view.
- Think about the buildings, people, streets, and other features you wish to incorporate.
- You might create a picture of a real city, an imaginary city, or a real city with imaginary embellishments.

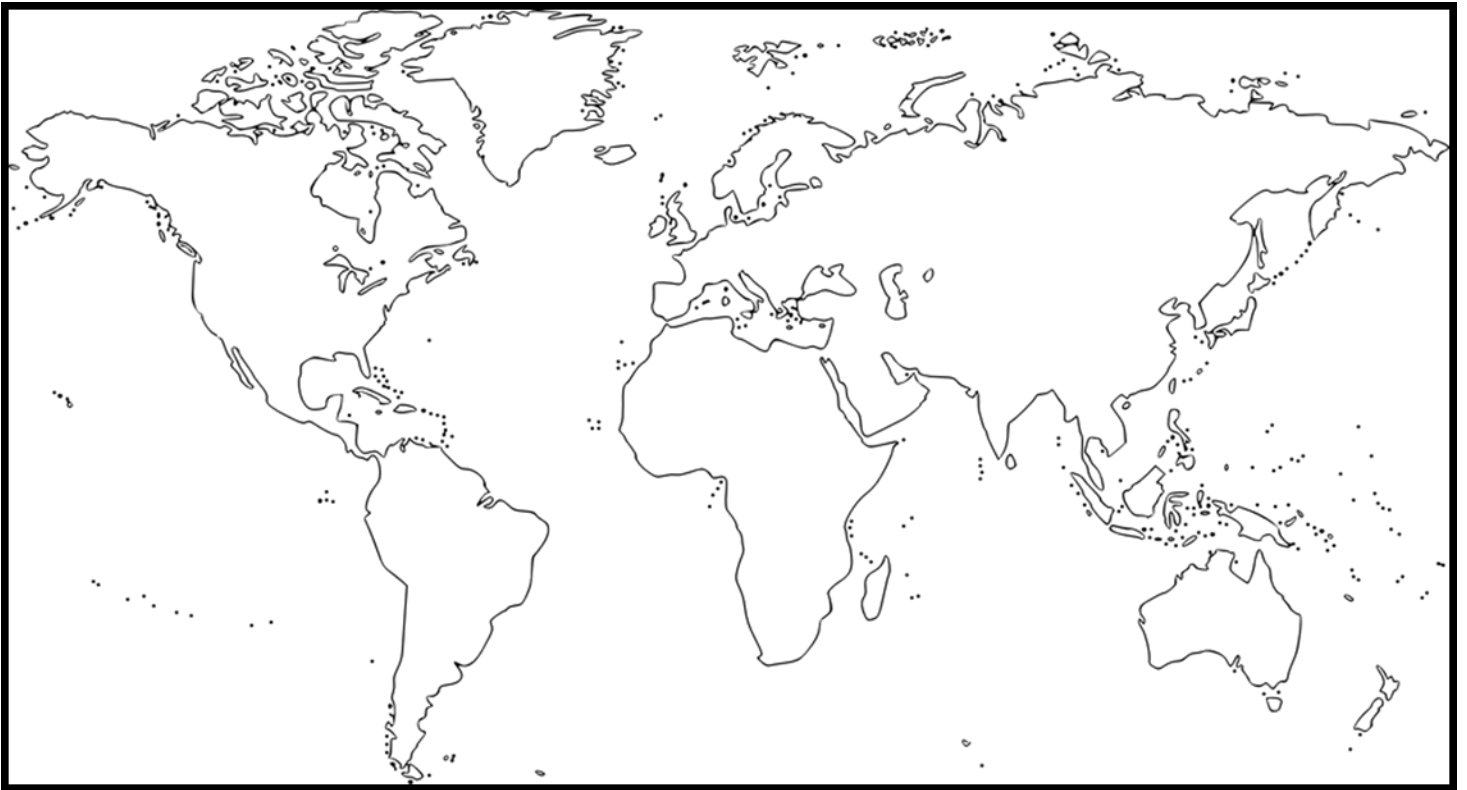


Lesson 9: Seascape – "Moonlit Seascape with Shipwreck" by Ivan Aivazovsky

Name: _____

Date: _____

Directions: Color the country of Russia on the world map.




UNDER THE HOME THIRD GRADE ART HISTORY COLORING BOOK

Name: _____

Date: _____

Directions: Color the featured seascape.



Lesson 10: Seascape – "The Wave" by Pierre-Auguste Renoir

Name: _____

Date: _____

Directions: Color the country of France on the map of Europe.



UNDER THE HOME THIRD GRADE ART HISTORY COLORING BOOK

Name: _____

Date: _____

Directions: Color the featured seascape.




Lesson 11: Seascape – "Garden at Sainte-Adresse" by Claude Monet

Name: _____

Date: _____

Directions: Color the flag of France with the correct colors.



UNDER THE HOME THIRD GRADE ART HISTORY COLORING BOOK

Name: _____

Date: _____

Directions: Color featured seascape.



Lesson 12: Seascape – "The Gulf Stream" by Winslow Homer

Name: _____

Date: _____

Directions: Color the ocean waters surrounding the state of Florida and the Bahamas.




UNDER THE HOME THIRD GRADE ART HISTORY COLORING BOOK

Name: _____

Date: _____

Directions: Color the featured seascape.




UNDER THE HOME THIRD GRADE ART HISTORY COLORING BOOK

Name: _____

Date: _____

Directions: Create your own seascape.

- Beforehand, discuss whether you plan to create a true seascape featuring the ocean, nautical art featuring boats, or maritime art featuring military or commercial vessels.
- Think about the water, land, boats, weather, sea life, people, and other features you wish to incorporate.



Lesson 13: Still Life – "Sunflowers" by Vincent Van Gogh

Name: _____

Date: _____

Directions: Color the country of the Netherlands on the map of the world.



Name: _____

Date: _____

Directions: Color the featured still life.



Lesson 14: Still Life – "The Basket of Apples" by Paul Cézanne

Name: _____

Date: _____

Directions: Color the country of France on the map of the world.



Name: _____

Date: _____

Directions: Color the featured still life.



Lesson 15: Still Life – "Music and Good Luck" by William Michael Harnett

Name: _____

Date: _____


Directions: Color the country of Ireland on the map of the world.



Name: _____

Date: _____

Directions: Color the featured trompe-l'oeil still life.




Lesson 16: Still Life – "Vanitas Still Life with Self-Portrait" by Pieter Claesz

Name: _____

Date: _____

Directions: Color the featured vanitas still life.



UNDER THE HOME THIRD GRADE ART HISTORY COLORING BOOK

Name: _____

Date: _____

Directions: Create your own still life.

- Beforehand, discuss which type of still life you plan to create: 1) Flowers, 2) Fruit, 3) Non-living animals, 4) Symbolic, and/or 5) Your own special creation.
- Also consider whether you plan to create a special type of still life such as a trompe-l'oeil or a vanitas.



Lesson 17: Portrait – "Mona Lisa" by Leonardo da Vinci

Name: _____

Date: _____

Directions: Color the country of Italy on the map of Europe.



Name: _____

Date: _____

Directions: Color the recreation of the featured portrait.



Lesson 18: Portrait – "Girl with a Pearl Earring" by Johannes Vermeer

Name: _____

Date: _____

Directions: Color the country of the Netherlands on the map of Europe.



Name: _____

Date: _____

Directions: Color the recreation of the featured portrait.



Lesson 19: Portrait – "Whistler's Mother" by James McNeill Whistler

Name: _____ Date: _____

Directions: Color the state of Massachusetts on the map of the United States of America.



UNDER THE HOME THIRD GRADE ART HISTORY COLORING BOOK

Name: _____

Date: _____

Directions: Color the featured portrait.



Lesson 20: Portrait – "Self-Portrait with Bandaged Ear" by Vincent van Gogh

Name: _____

Date: _____

Directions: Color the portrait.



UNDER THE HOME THIRD GRADE ART HISTORY COLORING BOOK

Name: _____

Date: _____

Directions: Create your own portrait.

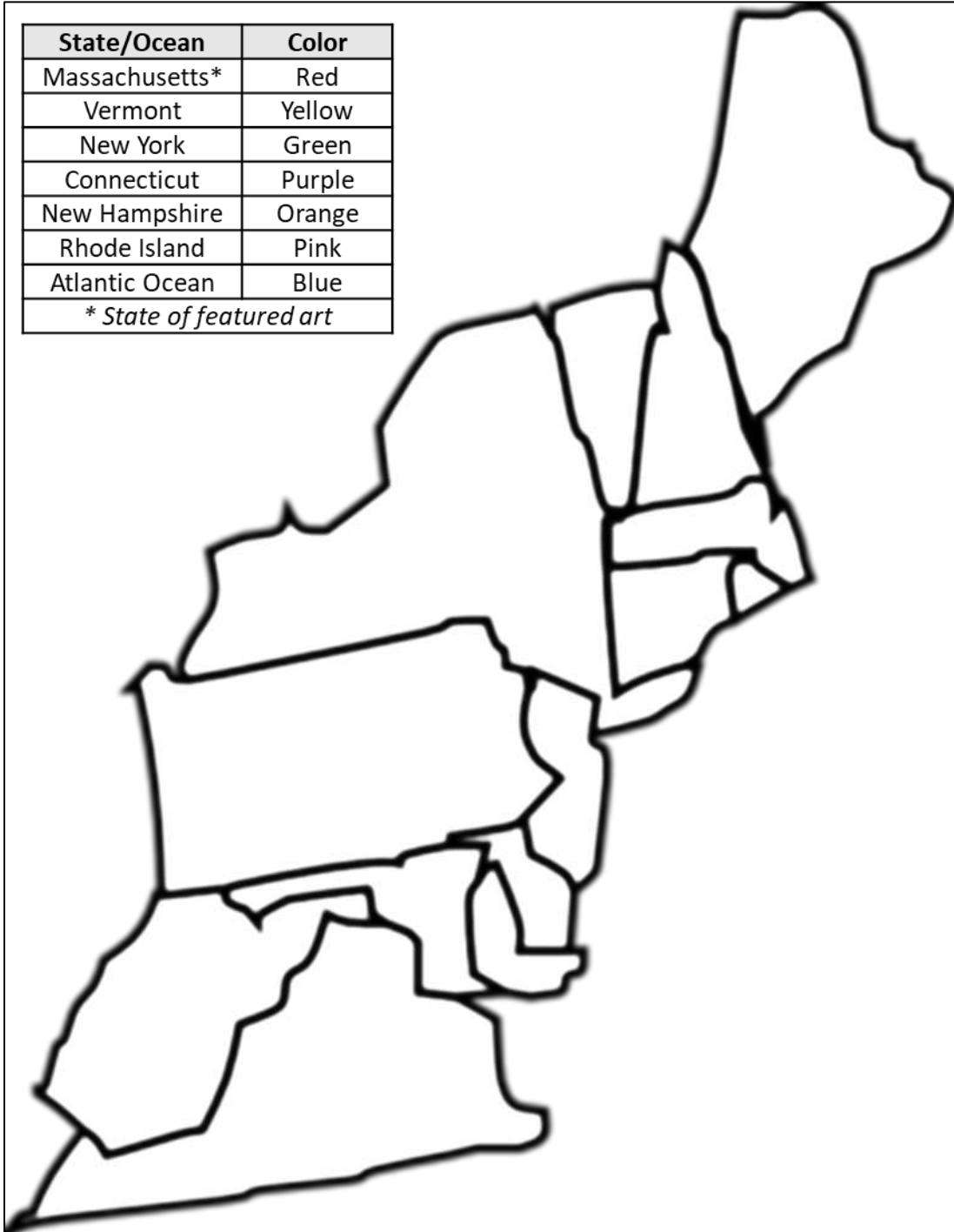
- Beforehand, discuss whether you plan to include a full-length, half-length, bust, profile, full-face, and/or three-quarters view of the subject.
- Also consider whether you plan to feature someone else or yourself as the subject.



Lesson 21: History – "The Destruction of Tea at Boston Harbor" by Nathaniel Currier

Name: _____ Date: _____

Directions: Color the states as indicated. Mark and label the city of Boston.




UNDER THE HOME THIRD GRADE ART HISTORY COLORING BOOK

Name: _____

Date: _____

Directions: Color the history painting.



Lesson 22: History – "Battle of Bunker Hill" by E. Percy Morgan

Name: _____

Date: _____

Directions: Color the featured history painting.



Lesson 23: History – "American Commissioners ..." by Benjamin West

Name: _____

Date: _____

Directions: Color the featured history painting.



Lesson 24: History – "Signing of the Constitution" (Portion) by Howard Chandler Christy

Name: _____

Date: _____

Directions: Color the featured history painting.




UNDER THE HOME THIRD GRADE ART HISTORY COLORING BOOK

Name: _____

Date: _____

Directions: Create your own history artwork. Beforehand, discuss whether you plan to include a religious, literary, allegorical, or historical history drawing or painting.




Lesson 25: Space Art – "Viking Orbiter" by Donald Davis

Name: _____

Date: _____

Directions: On the image of our solar system:


- Color the Sun yellow
- Color Mars red
- Color the Earth brown (land) and blue (water)
- Add our Moon in orbit around the Earth



Name: _____

Date: _____

Directions: Color the featured space art.




Lesson 26: Space Art – "Big Impact" by Donald Davis

Name: _____

Date: _____

Directions: Color the featured space art.

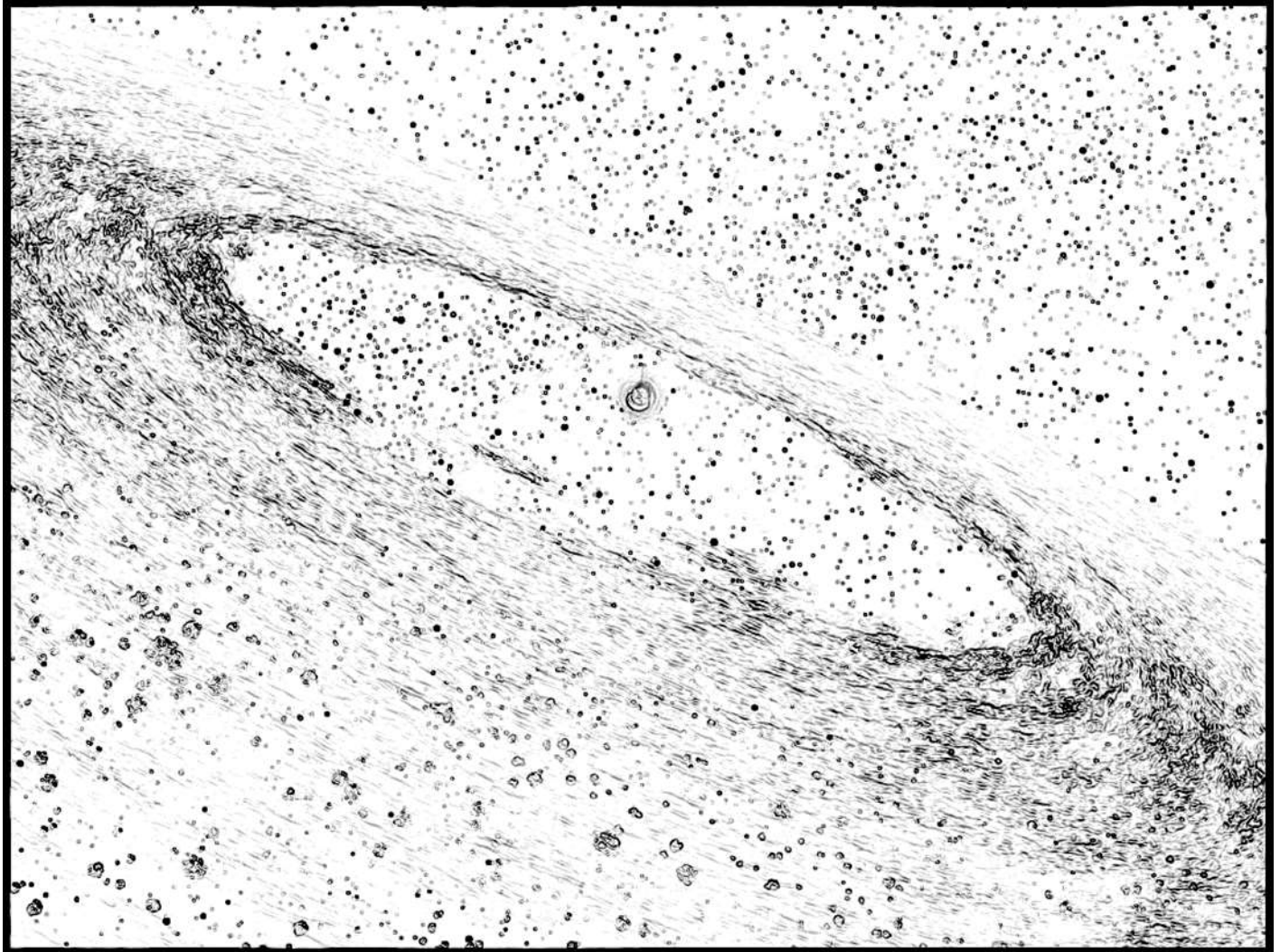


Lesson 27: Space Art – "Fallback Disk Around Pulsar 4U 0142+61" by R. Hurt

Name: _____

Date: _____

Directions: Color the featured space art.




Lesson 28: Space Art – "Astronomers Studying an Eclipse" by Antoine Caron

Name: _____

Date: _____

Directions: Color the featured space art.




UNDER THE HOME THIRD GRADE ART HISTORY COLORING BOOK

Name: _____

Date: _____

Directions: Create your own space art. Beforehand, discuss whether you plan to create a work of descriptive realism, cosmic impressionism, hardware art, and/or cosmic zoology.



Lesson 29: Genre Art – "The Idle Servant" by Nicolaes Maes

Name: _____

Date: _____

Directions: Color the featured genre art.



Lesson 30: Genre Art – "Country Wedding" by John Lewis Krimmel

Name: _____

Date: _____

Directions: Color the featured genre art.




Lesson 31: Genre Art – "Winter Scene on a Canal" by Hendrick Avercamp

Name: _____

Date: _____

Directions: Color the featured genre art.



Lesson 32: Genre Art – "The Dancing Couple" by Jan Steen

Name: _____

Date: _____


Directions: Color the featured genre art.



UNDER THE HOME THIRD GRADE ART HISTORY COLORING BOOK

Name: _____ Date: _____

Directions: Create your own genre art. Beforehand, discuss the characters, events, and setting for your artwork.



Lesson 33: Wildlife – "The Little Monkey" by Franz Marc

Name: _____

Date: _____

Directions: Color the country of Germany on the map of Europe.



UNDER THE HOME THIRD GRADE ART HISTORY COLORING BOOK

Name: _____

Date: _____

Directions: Color the featured wildlife art.



Lesson 34: Wildlife – "Exotic Landscape" by Henri Rousseau

Name: _____

Date: _____

Directions: Color the featured wildlife art.



Lesson 35: Wildlife – "The Monarch of the Glen" by Sir Edwin Landseer

Name: _____

Date: _____

Directions: Color the country of England (southeastern part of Great Britain).



UNDER THE HOME THIRD GRADE ART HISTORY COLORING BOOK

Name: _____

Date: _____

Directions: Color the featured wildlife art.



Lesson 36: Wildlife – "Surprised" by Henri Rousseau

Name: _____

Date: _____

Directions: Color the portion of the featured wildlife art.



UNDER THE HOME THIRD GRADE ART HISTORY COLORING BOOK

Name: _____ Date: _____

Directions: Create your own wildlife art. Beforehand, discuss the types of wildlife and setting for your artwork.

