



Under the Home

*Fourth Grade Art History
Sketch and Coloring Book*

Learn from the Masters

TABLE OF CONTENTS

LESSON 1: ROMANESQUE - APSE OF SANT CLIMENT DE TAÜLL.....4

LESSON 2: ROMANESQUE – "THE JOURNEY OF THE MAGI"5

LESSON 3: ROMANESQUE - QUEEN MELISENDE'S PSALTER: "THE HARROWING OF HELL"6

LESSON 4: ROMANESQUE – "SCENES FROM THE LIFE OF DAVID"7

LESSON 5: GOTHIC – "MADONNA WITH CHILD" BY CIMABUE8

LESSON 6: GOTHIC – THE ROSE WINDOW OF THE NOTRE DAME IN PARIS, FRANCE9

LESSON 7: GOTHIC – "GUIDORICCIO DA FOGLIANO AT THE SIEGE OF MONTEMASSI"10

LESSON 8: GOTHIC – "SAINT MICHAEL, MARTYRDOM OF SAINT EULALIA, AND SAINT CATHERINE"11

LESSON 9: RENAISSANCE – "THE LAST SUPPER" BY LEONARDO DA VINCI.....12

LESSON 10: RENAISSANCE – "SAINT GEORGE AND THE DRAGON" BY RAPHAEL13

LESSON 11: RENAISSANCE – "BACCHUS AND ARIADNE" BY TITIAN14

LESSON 12: RENAISSANCE – "CHILDREN'S GAMES" BY PIETER BRUEGEL THE ELDER.....15

LESSON 13: BAROQUE – "BACCHUS" BY CARAVAGGIO.....16

LESSON 14: BAROQUE – "THE ELEVATION OF THE CROSS" BY PETER PAUL RUBENS.....17

LESSON 15: BAROQUE – "THE NIGHT WATCH" BY REMBRANDT18

LESSON 16: BAROQUE – "LADIES IN WAITING" BY DIEGO VELÁZQUEZ19

LESSON 17: NEOCLASSICISM – "SCENE FROM 'THE TEMPEST'" BY ANGELIKA KAUFFMANN20

LESSON 18: NEOCLASSICISM – "MARIE ANTOINETTE" BY ÉLISABETH VIGÉE-LEBRUN21

LESSON 19: NEOCLASSICISM – "PERSEUS WITH THE HEAD OF MEDUSA" BY ANTONIO CANOVA.....22

LESSON 20: NEOCLASSICISM – "NAPOLÉON" BY JEAN AUGUSTE DOMINIQUE INGRES23

LESSON 21: ROMANTICISM – "THE FUNERAL OF ATALA" BY ANNE-LOUIS GIRODET24

LESSON 22: ROMANTICISM – "WANDERER ABOVE THE SEA OF FOG" BY CASPAR DAVID FRIEDRICH25

LESSON 23: ROMANTICISM – "THE DESPERATE MAN" BY GUSTAVE COURBET26

LESSON 24: ROMANTICISM – "THE SOUL OF THE ROSE" BY JOHN WILLIAM WATERHOUSE.....27

LESSON 25: REALISM – "THE STONE BREAKERS" BY GUSTAVE COURBET28

LESSON 26: REALISM – "THE THIRD-CLASS CARRIAGE" BY HONORÉ DAUMIER.....29

LESSON 27: REALISM – "TROIKA APPRENTICES FETCH WATER" BY VASILY PEROV.....30

LESSON 28: REALISM – "WOMAN READING" BY HENRI MATISSE31

LESSON 29: IMPRESSIONISM – "THE BALLET CLASS" BY EDGAR DEGAS32

LESSON 30: IMPRESSIONISM – "WOMAN WITH A PARASOL" BY CLAUDE MONET33

LESSON 31: IMPRESSIONISM – "LUNCHEON OF THE BOATING PARTY" BY PIERRE-AUGUSTE RENOIR34

LESSON 32: IMPRESSIONISM – "A BAR AT THE FOLIES-BERGÈRE" BY ÉDOUARD MANET35

UNDER THE HOME FOURTH GRADE ART HISTORY SKETCH AND COLORING BOOK

LESSON 33: POST-IMPRESSIONISM – "THE PAINTER OF SUNFLOWERS" BY PAUL GAUGUIN..... 36
LESSON 34: POST-IMPRESSIONISM – "PRISONERS EXERCISING" BY VINCENT VAN GOGH 37
LESSON 35: POST-IMPRESSIONISM – "A CENTENNIAL OF INDEPENDENCE" BY HENRI ROUSSEAU 38
LESSON 36: POST-IMPRESSIONISM – "LE GOURMET" BY PABLO PICASSO 39

Lesson 1: Romanesque - Apse of Sant Climent de Taüll

Name: _____ Date: _____

Directions: Sketch the head of Jesus from the featured artwork in the box below.




Lesson 2: Romanesque – "The Journey of the Magi"

Name: _____

Date: _____

Directions: Sketch the pointing wise man from the featured artwork in the box below.




Lesson 3: Romanesque - Queen Melisende's Psalter: "The Harrowing of Hell"

Name: _____

Date: _____


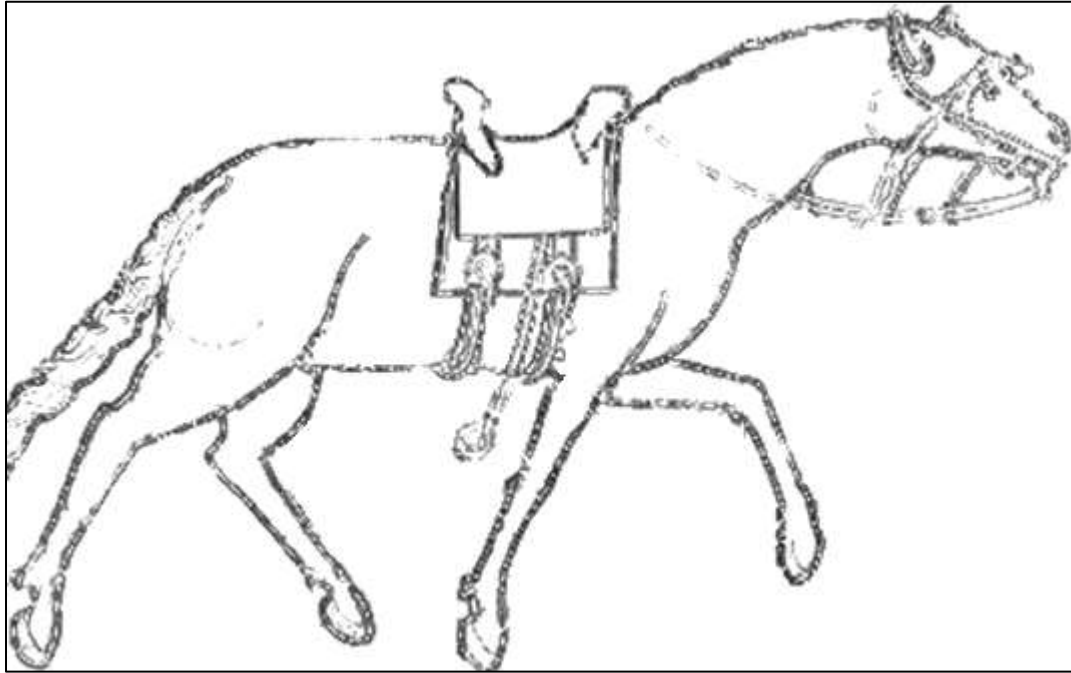
Directions: Sketch Jesus from the featured artwork in the box below.



Lesson 4: Romanesque – "Scenes from the Life of David"

Name: _____ Date: _____


Directions: Sketch the horse from the featured artwork in the box below.



Lesson 5: Gothic – "Madonna with Child" by Cimabue

Name: _____ Date: _____

Directions: Sketch the Madonna from the featured artwork in the box below.




Lesson 6: Gothic – The Rose Window of the Notre Dame in Paris, France

Name: _____

Date: _____

Directions: Color the rose window of the Notre Dame in Paris, France.





**Lesson 7: Gothic – "Guidoriccio da Fogliano at the Siege of Montemassi"
by Simone Martini**

Name: _____

Date: _____

Directions: Sketch the fortress and siege engine from the artwork in the box below.




**Lesson 8: Gothic – "Saint Michael, Martyrdom of Saint Eulalia, and Saint Catherine"
by Bernat Martorell**

Name: _____

Date: _____

Directions: Sketch Saint Catherine from the featured artwork in the box below.




Lesson 9: Renaissance – "The Last Supper" by Leonardo da Vinci

Name: _____

Date: _____



Directions: Color "The Last Supper," and then sketch some element from the artwork in the box below.



Lesson 10: Renaissance – "Saint George and the Dragon" by Raphael

Name: _____ Date: _____

Directions: Sketch Saint George and his helmet from the artwork.



Lesson 11: Renaissance – "Bacchus and Ariadne" by Titian

Name: _____ Date: _____

Directions: Sketch the constellation, "Northern Crown" (Corona Borealis), from the artwork.




Lesson 12: Renaissance – "Children's Games" by Pieter Bruegel the Elder

Name: _____

Date: _____

Directions: Color the boys playing a game, then sketch a child playing in the box below.

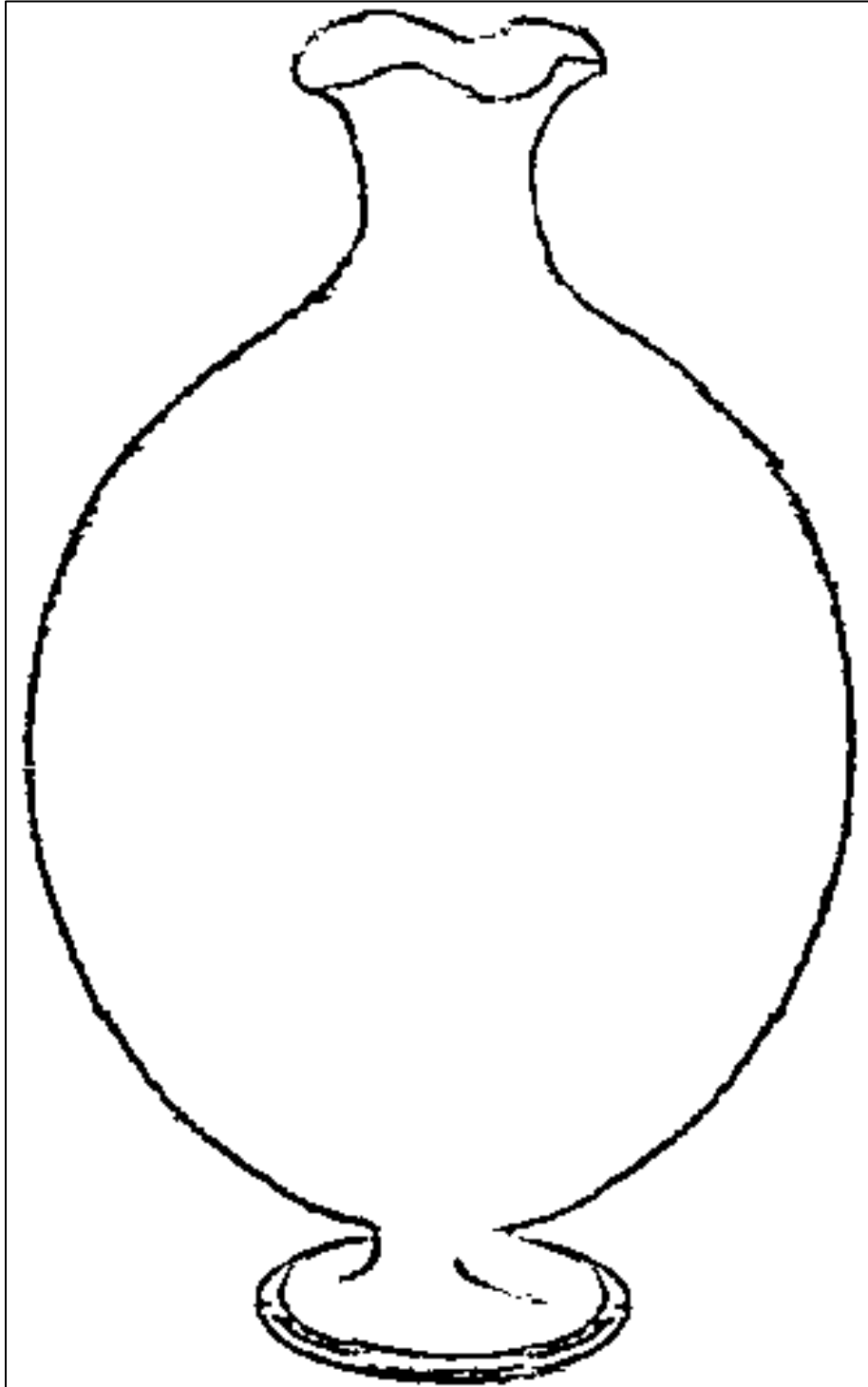


Lesson 13: Baroque – "Bacchus" by Caravaggio

Name: _____

Date: _____

Directions: Infrared technology revealed that Caravaggio painted a tiny image of himself holding a paintbrush and working at an easel in the carafe of wine. Draw Caravaggio as described in the carafe.



Lesson 14: Baroque – "The Elevation of the Cross" by Peter Paul Rubens

Name: _____ Date: _____

Directions: Sketch the solar eclipse from the third panel of the featured artwork in the box below.




Lesson 15: Baroque – "The Night Watch" by Rembrandt

Name: _____

Date: _____

Directions: Sketch one of the characters of the night watch from the featured artwork in the box below.




Lesson 16: Baroque – "Ladies in Waiting" by Diego Velázquez

Name: _____

Date: _____


Directions: Sketch the Infanta Margarita from the featured artwork in the box below.



Lesson 17: Neoclassicism – "Scene from 'The Tempest'" by Angelika Kauffmann

Name: _____ Date: _____

Directions: Sketch Miranda's profile from the featured artwork in the box below.



Lesson 18: Neoclassicism – "Marie Antoinette" by Élisabeth Vigée-Lebrun

Name: _____

Date: _____

Directions: Color the portrait of Marie Antoinette.



Lesson 19: Neoclassicism – "Perseus with the Head of Medusa" by Antonio Canova

Name: _____

Date: _____

Directions: Sketch Medusa and her head of snakes from the featured artwork in the box below.





Lesson 20: Neoclassicism – "Napoléon" by Jean Auguste Dominique Ingres

Name: _____

Date: _____

Directions: Sketch the eagle from the featured artwork in the box below.



Lesson 21: Romanticism – "The Funeral of Atala" by Anne-Louis Girodet

Name: _____

Date: _____

Directions: Color the forlorn Chactas from the featured artwork in the box below.



Lesson 22: Romanticism – "Wanderer Above the Sea of Fog" by Caspar David Friedrich

Name: _____

Date: _____

Directions: Add the unknown sea of fog landscape and its crags and trees stretching before the wanderer below.



Lesson 23: Romanticism – "The Desperate Man" by Gustave Courbet

Name: _____ Date: _____

Directions: Look into a mirror and sketch your own desperate self-portrait below.




Lesson 24: Romanticism – "The Soul of the Rose" by John William Waterhouse

Name: _____

Date: _____

Directions: Sketch the woman experiencing "the soul of the rose" from the featured artwork in the box below.




Lesson 25: Realism – "The Stone Breakers" by Gustave Courbet

Name: _____

Date: _____

Directions: Sketch the elderly man's hands clutching the hammer from the featured artwork in the box below.



Lesson 26: Realism – "The Third-Class Carriage" by Honoré Daumier

Name: _____ Date: _____

Directions: Sketch the mother and child from the "Third-Class Carriage" in the box below.



Lesson 27: Realism – "Troika Apprentices Fetch Water" by Vasily Perov

Name: _____

Date: _____


Directions: Color the "Troika" from the featured artwork in the box below.



Lesson 28: Realism – "Woman Reading" by Henri Matisse

Name: _____ Date: _____


Directions: Imagine what the woman is reading in the featured artwork. Decorate a cover for her book.



Lesson 29: Impressionism – "The Ballet Class" by Edgar Degas

Name: _____ Date: _____

Directions: Draw your own ballerina like those from the featured artwork in the box below.



Lesson 30: Impressionism – "Woman with a Parasol" by Claude Monet

Name: _____ Date: _____


Directions: Draw parasol like the one from the featured artwork in the box below.



Lesson 31: Impressionism – "Luncheon of the Boating Party" by Pierre-Auguste Renoir

Name: _____ Date: _____

Directions: Sketch the empty glass from the featured artwork in the box below.



Lesson 32: Impressionism – "A Bar at the Folies-Bergère" by Édouard Manet

Name: _____ Date: _____

Directions: Sketch the dish of oranges from the featured artwork in the box below.



Lesson 33: Post-Impressionism – "The Painter of Sunflowers" by Paul Gauguin

Name: _____

Date: _____


Directions: Color the sunflowers from the featured artwork.



Lesson 34: Post-Impressionism – "Prisoners Exercising" by Vincent van Gogh

Name: _____ Date: _____


Directions: Sketch the form of the exercising prisoner from the featured artwork in the box below.



Lesson 35: Post-Impressionism – "A Centennial of Independence" by Henri Rousseau

Name: _____ Date: _____

Directions: Sketch the dancing couple from the featured artwork in the box below.



Lesson 36: Post-Impressionism – "Le Gourmet" by Pablo Picasso

Name: _____ Date: _____

Directions: Sketch the girl's hands, the spoon, and the bowl from the featured artwork in the box below.

